

40 YEARS
1980 • 2020



BIA101 | BIVA[®]

P R O

Stop making assumptions
JUST MEASURE



BIA101 | BIVA[®] P R O



Where innovation meets reliability



INNOVATIVE

BIA 101 BIVA[®] PRO features a 5" capacitive touch-screen display and graphic interface comprised exclusively of icons for enhanced ease of use and immediate access to operating functions.



RELIABLE

The new **SIGNAL QUALITY MANAGER** function allows to:

- Exclude unreliable results due to methodological errors or instrumental issues;
- Validate bioelectrical data that fall within the physiological acceptability ranges;
- Increase the reliability of body composition estimates.



SCALABLE

BIA 101 BIVA[®] PRO combines two measurement configurations: **TOTAL BIA** for full body analysis using standard tetrapolar technique & **REGIONAL BIA** for assessment of single anatomical regions.



VERSATILE

BIA 101 BIVA[®] PRO is available in **STUDIO** and **FIELD** operating modes, for outpatient and "in the field" uses. Its database can store up to 150 analyses.



SAFE

BIA 101 BIVA[®] PRO is a **Class IIA CE Medical Device**, tested for safe measurements on children, pregnant women and patients carrying implantable medical devices or prostheses.

Measurement options are based on needs

BIA 101 BIVA[®] PRO is a modular system, designed for both traditional total body analysis (**Total BIA**) and single anatomical regions analysis (**Regional BIA**).

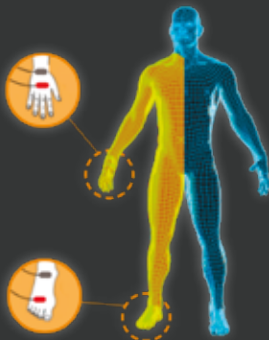


TOTAL BODY ANALYSIS

Measures in **real time** R_z, X_c and PhA parameters with standard tetrapolar technique.

APPLICATION FIELDS

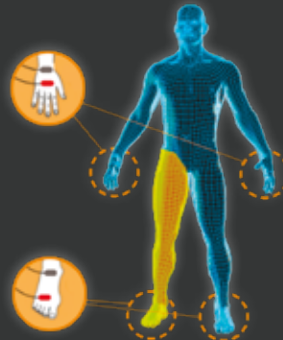
- Clinical Nutrition
- Sports and Fitness
- Prevention
- Paediatrics
- Pregnancy



REGIONAL ANALYSIS

Measures in just 1 minute. R_z, X_c and PhA parameters in 10 body regions using the **8-polar procedure**:

- Right arm
- Left arm
- Right trunk
- Left trunk
- Right leg
- Left leg
- Upper body
- Lower body
- Right body
- Left body



APPLICATION FIELDS

- Muscle Asymmetries
- Lymphedema
- Rehab






Regional | BIA

The evolution from a geometric model to an anatomical configuration.


More accurate assessments

The revolutionary **REGIONAL BIA** analysis technique, available upon request, relies on the real skeletal muscle architecture of the specific anatomical areas analyzed, allowing for LST (Lean Soft Tissue) assessments with higher accuracy.



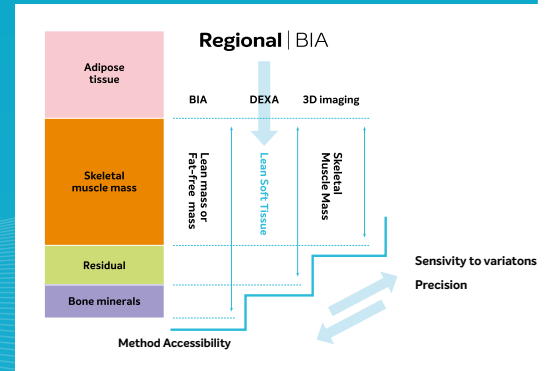
SEGMENTAL BIA

The **Segmental BIA model** approximates the human body to 5 cylinders, ignoring the junction areas between limbs and trunk and not considering the intrinsic features of tissues such as muscle fibers orientation.



REGIONAL BIA

The new **Regional BIA** has been validated against **DEXA** thus excluding geometric assumptions and rather considering the skeletal muscle architecture of the single anatomical districts crossed by the current.



BIA101 | BIVA[®] P R O



BODYGRAM[®] DASHBOARD



TOTAL BODY BIA with **BODYGRAM[®]** dashboard data analysis software represent the most advanced and complete system for body composition analysis.

- **BIAVECTOR[®]** nomogram based on over 20,000 subjects collected since 1994;
- **HYDRAGRAM[®]** and **NUTRIGRAM[®]** algorithms for immediate screening of the state of hydration and nutrition;
- Indices for screening and diagnosis of malnutrition and sarcopenia based on **GLIM / ESPEN** guideline criteria;
- Integration of body composition data with anthropometric data;
- Analytical assessment of energy expenditure.

REGIONAL BIA with the **REGIONAL APP**, available as an App within the Bodygram dashboard platform, for increasingly specific applications, typically in a clinical-rehab environment.

- Monitoring of intra/extracellular fluid distribution during lymphatic drainage therapy;
- Assessment of post-injury muscle recovery;
- Analysis and monitoring of muscle asymmetries.



Certifications



All **AKERN®** devices hold a certificate from the European notified body under **Medical Device Directive 93/42/EEC** and are compliant to the **ISO 13485** quality system standard for medical device producers.



BIA101 | BIVA®
P R O

**CE Medical Device
CLASS IIA**

BODYGRAM®
DASHBOARD

**CE Medical Device
CLASS I**

MODEL	PRODUCT CATALOGUE NO.	DESCRIPTION
BIA 101 BIVA® PRO	00BSE	Sensor with a 5" touch screen display, dual modality (study and field) for total body analysis. Supplied with 3 pouches of compliant electrodes and necessary accessories for total body analysis. Includes 1 year licence to Bodygram® dashboard software.
BODYGRAM® DASHBOARD 12 MONTH LICENCE	SWBODYGRAM-12	12 month licence subscription to the Bodygram® dashboard analysis software.
REGIONAL ANALYSIS KIT	0DOTBSE-R4 (with Biatrodes™) 0DOTBSE-R2 (with Bivatrodes™)	The kit allows regional analysis only with the device BIA 101 BIVA® pro. Supplied with 2 pouches of compliant electrodes and necessary accessories for Regional analysis. Includes also 1 year access to the Regional App directly from the Bodygram® dashboard platform.
REGIONAL APP 12 MONTH LICENCE	SWREG-12	12 month licence subscription to the Regional App accessible through the Bodygram® dashboard analysis software.
BIATRODES™ ELECTRODES	0ELB100	Disposable single-use low impedance electrode certified for bio-impedance analysis. 1 pouch of electrodes = 100 tabs (25 tests)
BIVATRODES™ ELECTRODES	0ELBIVA	Disposable single-use low impedance electrode, pre-spaced, certified for bioimpedance analysis, highly repeatable. 1 pouch of electrodes = 36 tabs (18 tests)

Only the use of compliant, single-use **AKERN®** electrodes, guarantee the certified performance of all sensors belonging to the BIA 101 line, validated in over 3000 publications since over 40 years.



AKERN® S.r.l.

Head office: Via Lisbona, 32/34
50065 Pontassieve (FI)

Registered office: Via Umberto Forti, 6
56121 Loc. Montacchiello (PI)

Tel. +39 055 8315658 • Fax +39 055 8323516

akern@akern.com

EU202109117EN@Akern2021

www.akern.com

